

D O S S I E R

D E I N V I E R N O

Y N A V I D A D

A festive background with a yellow-gold gradient. At the top, a string of colorful pom-poms (red, yellow, blue, white) hangs across the frame. The background is scattered with small, colorful stars in white, orange, teal, and light blue. The text "ENCUENTRA 7 DIFERENCIAS" is written in a large, black, hand-drawn font in the center.

ENCUENTRA 7  
DIFERENCIAS




**ENCUENTRA  
LAS 7  
DIFERENCIAS**




**ENCUENTRA LAS**

**7 DIFERENCIAS**






**ENCUENTRA LAS 7 DIFERENCIAS**


The background is a vibrant yellow-green color, decorated with a string of colorful pom-poms (red, yellow, blue, white) and scattered small stars in white, orange, and teal. The text is centered in a large, black, hand-drawn font.

TRABAJA LA  
LATERALIDAD

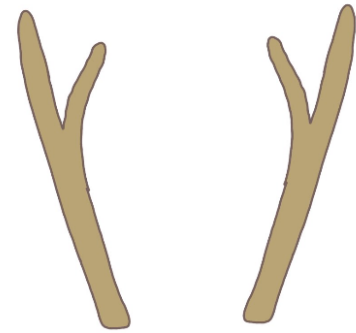
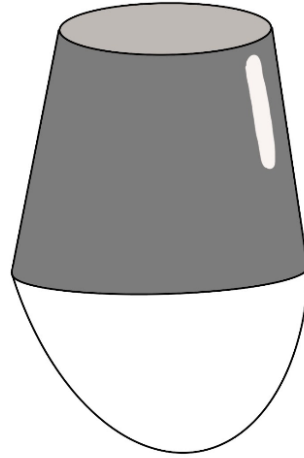





# EL MUÑEKO DE NIEVE




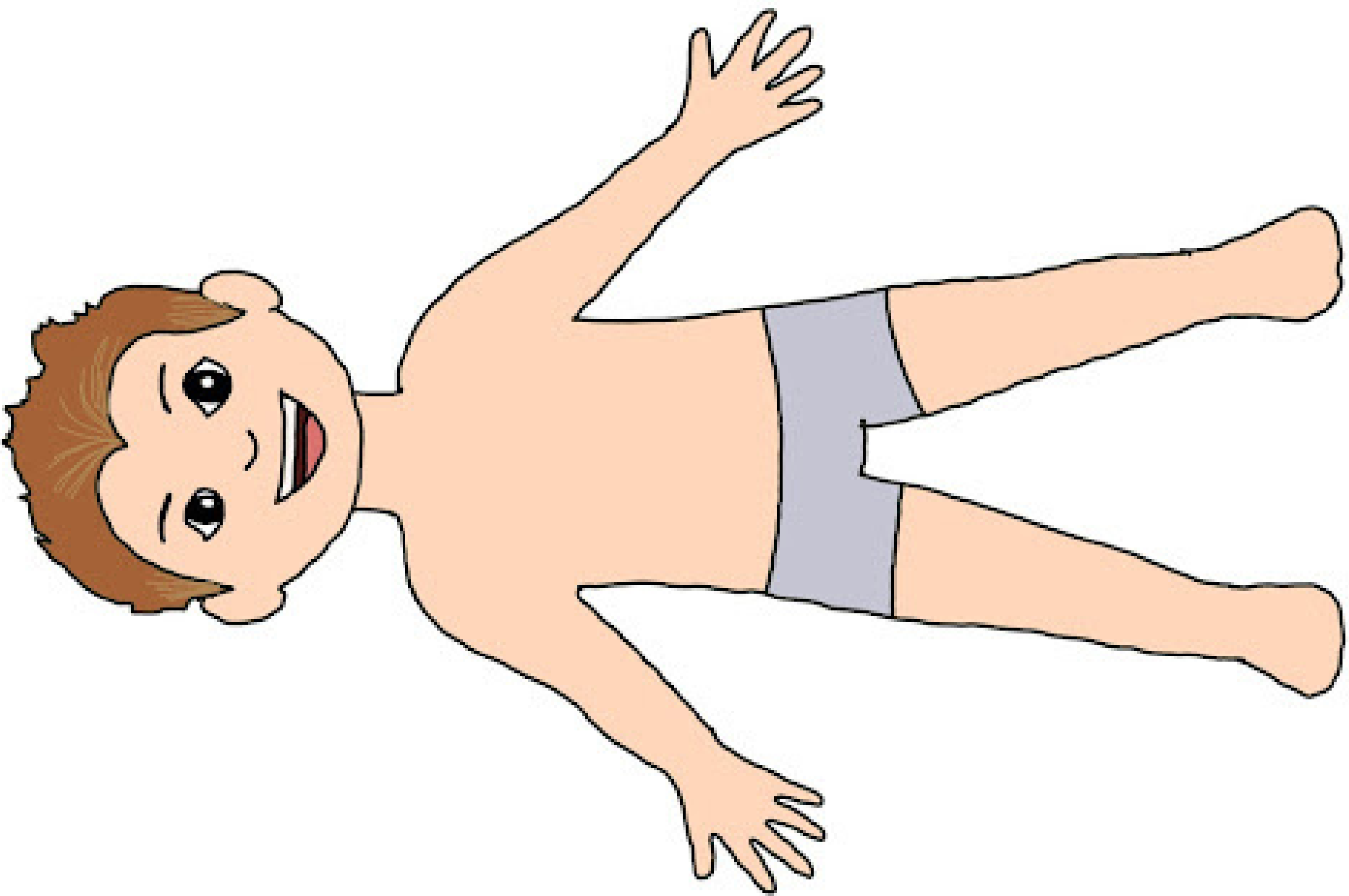
PEGA AQUI UN  
SOBRE PARA  
GUARDAR LOS  
RECORTABLES



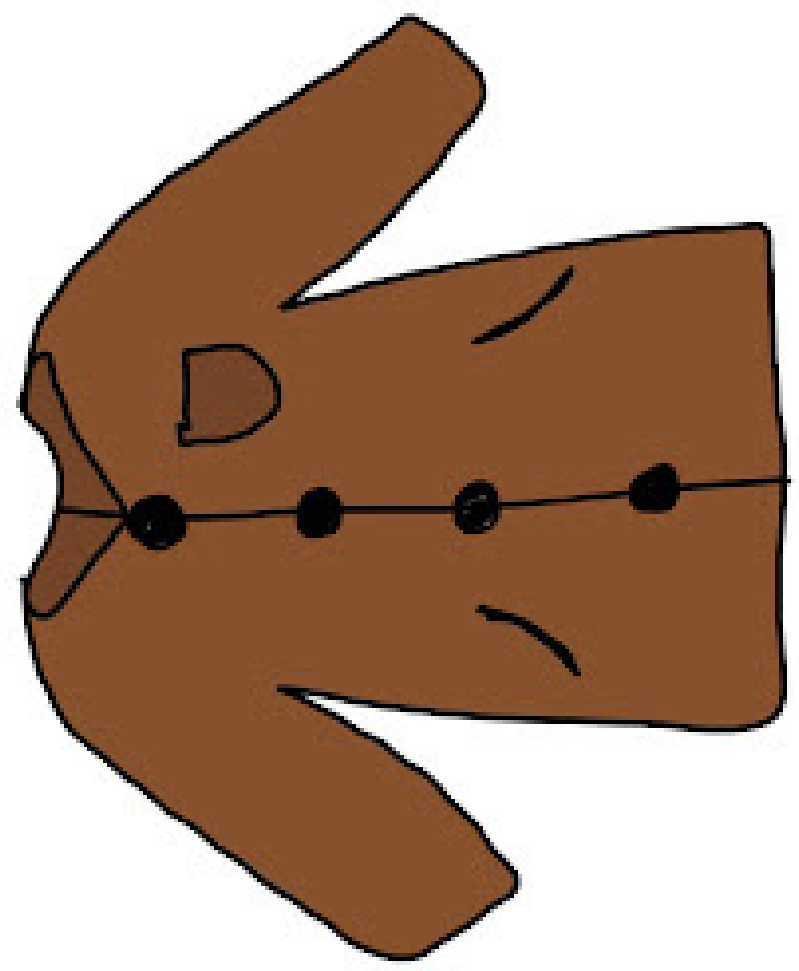








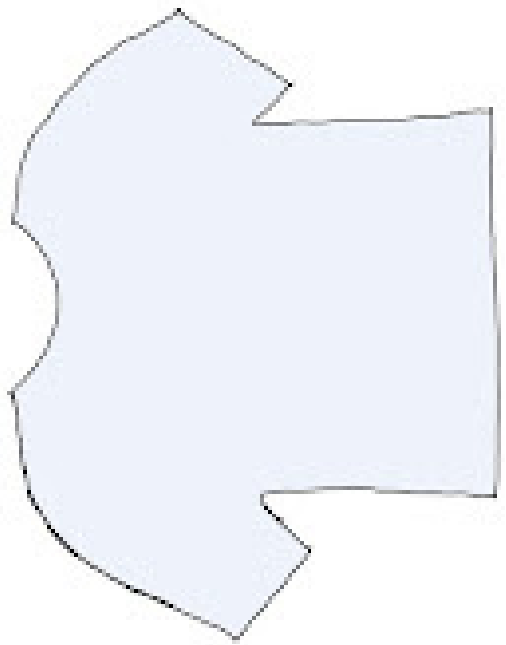
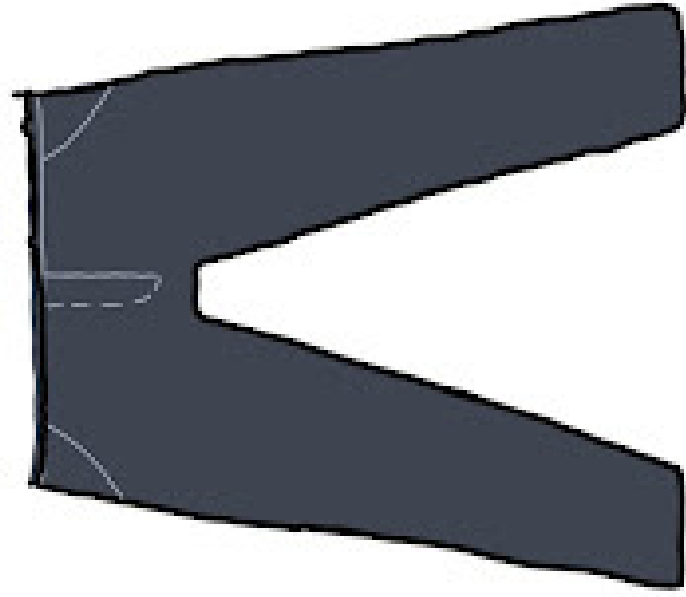





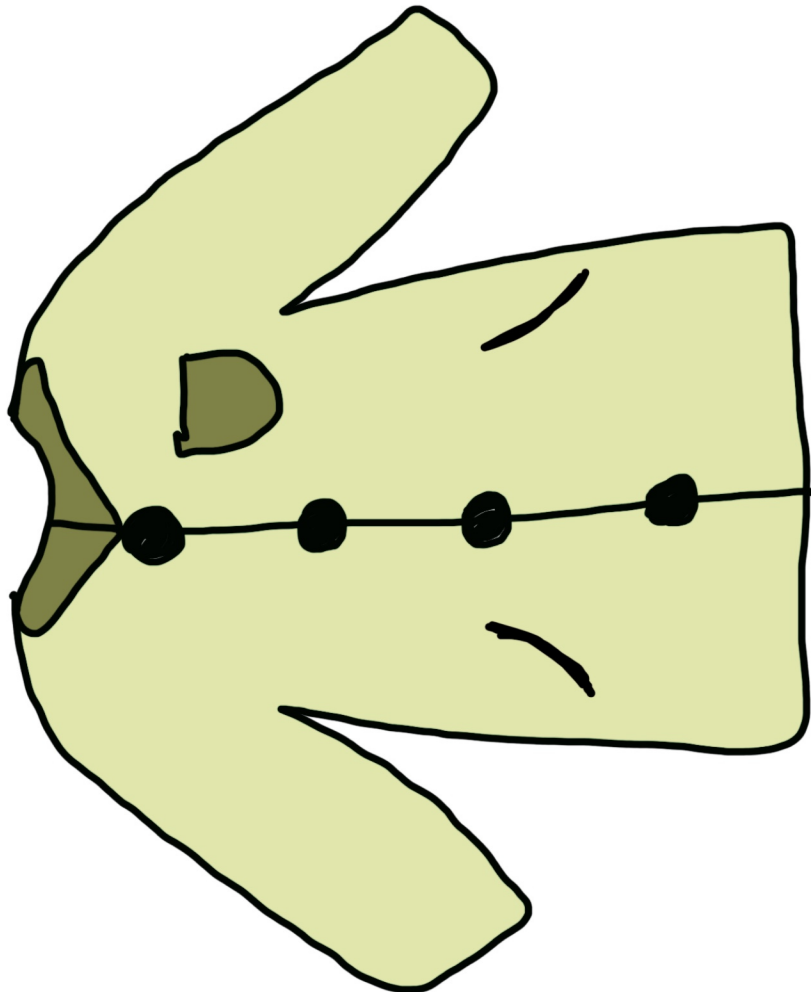

# LA ROPA DE INVIERNO

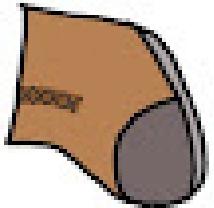
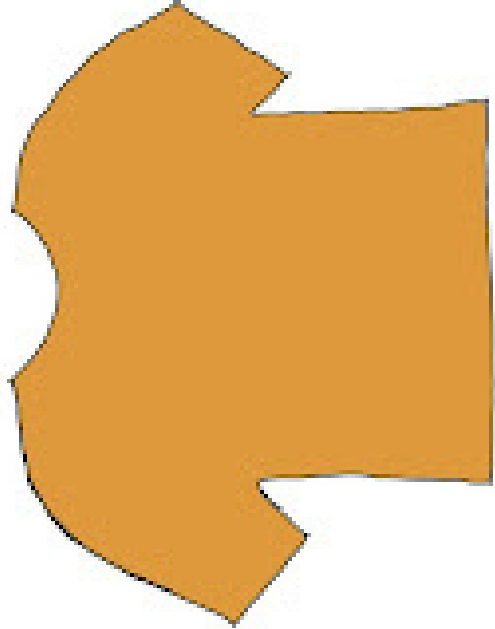
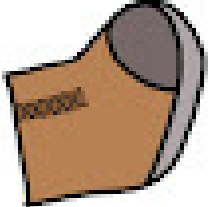
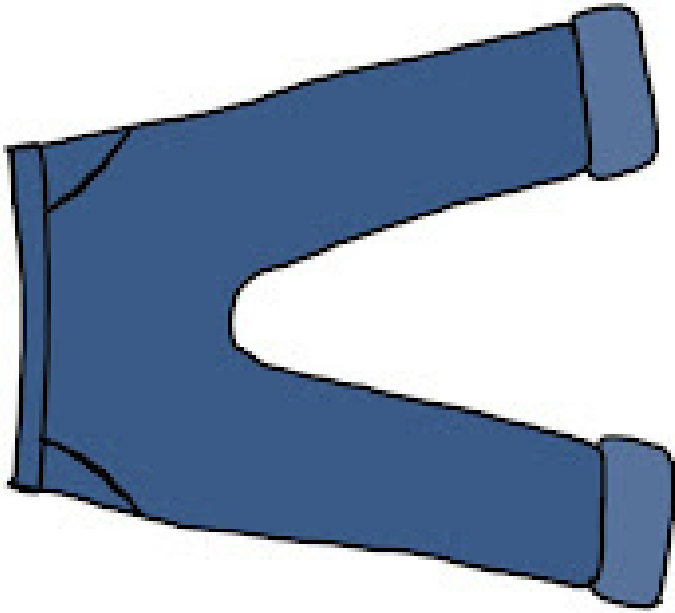
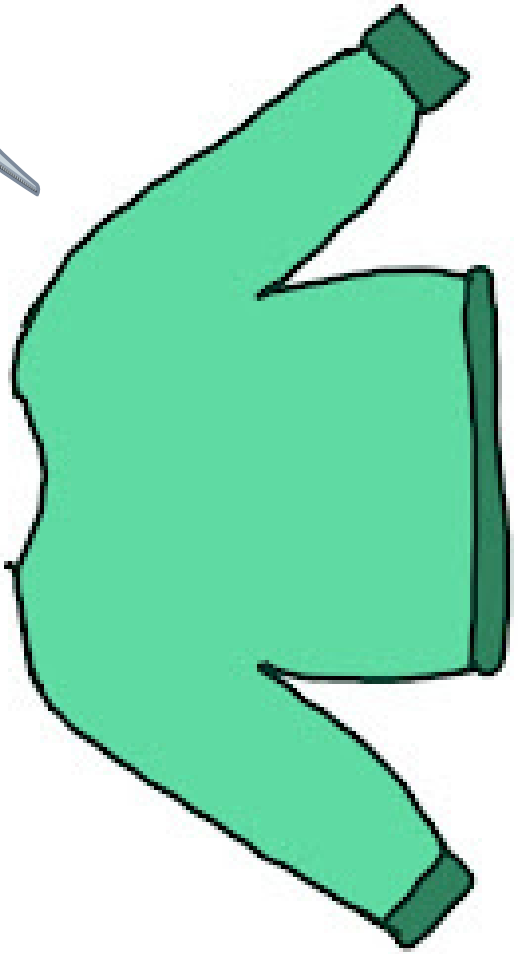














# RECETAS NAVIDEÑAS

# GALLETAS

# INGREDIENTES



# TURRÓN



# INGREDIENTES



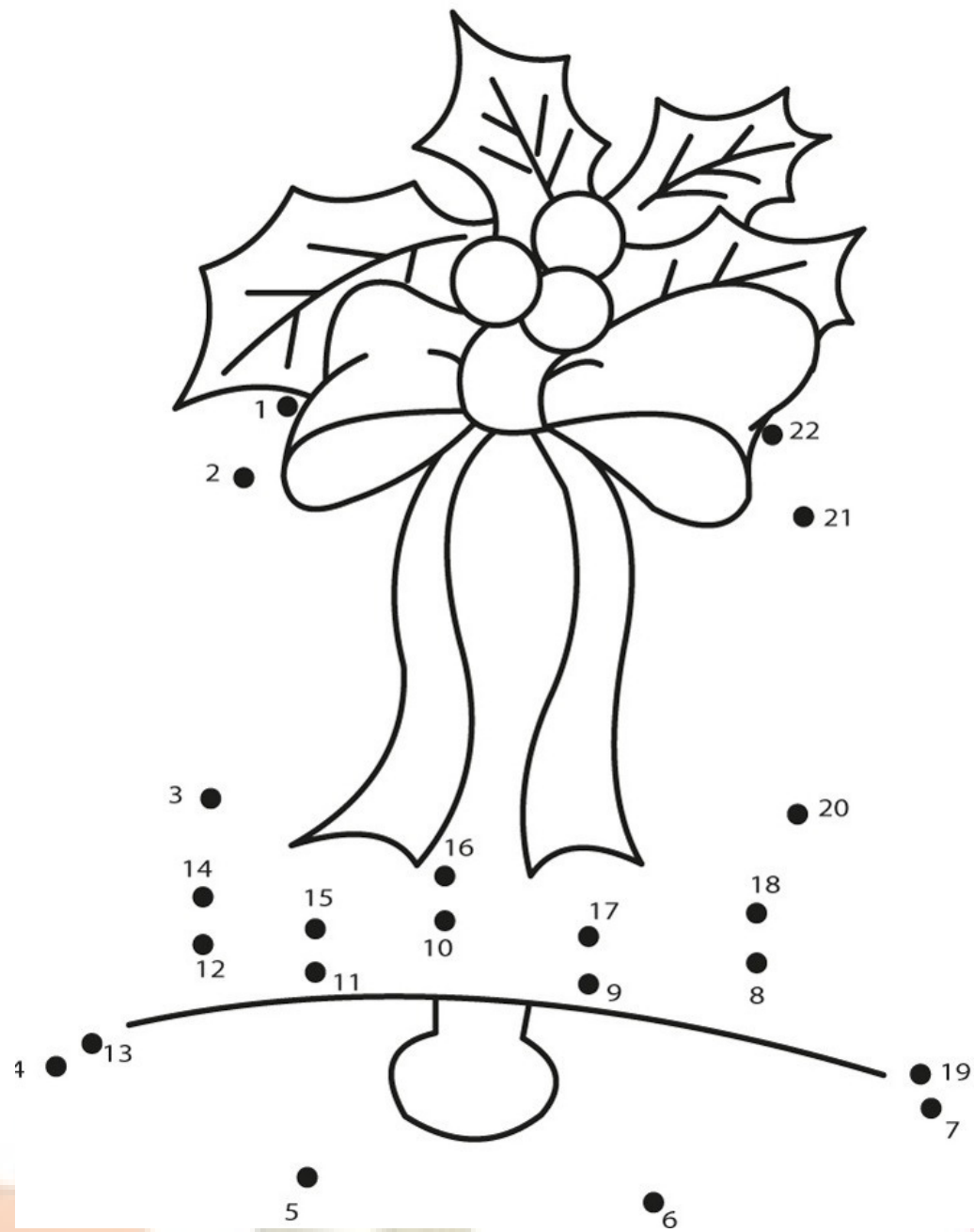

# ROSCÓN

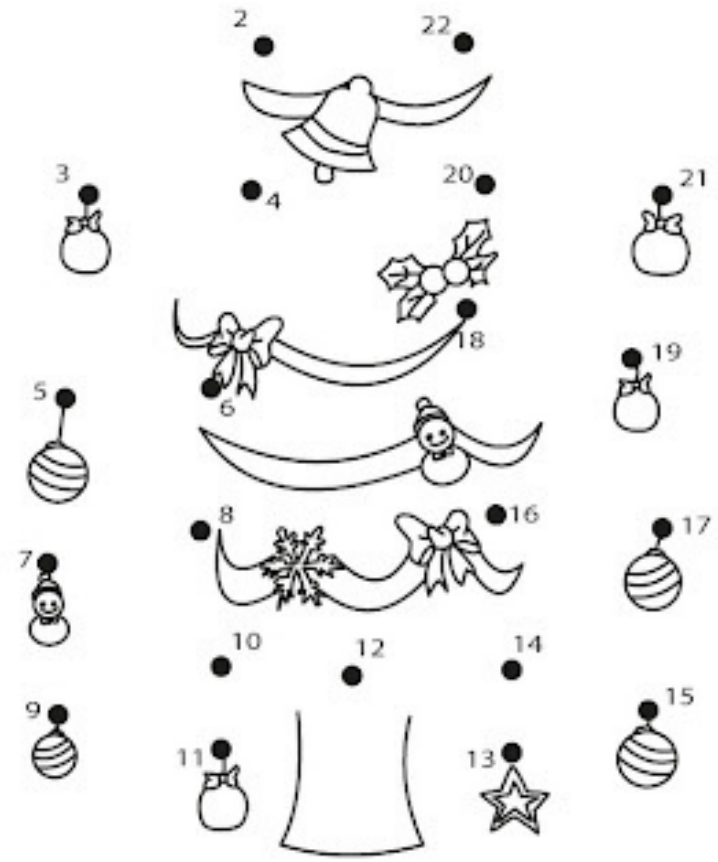

## INGREDIENTES











# LA MAGIA DE LOS NÚMEROS


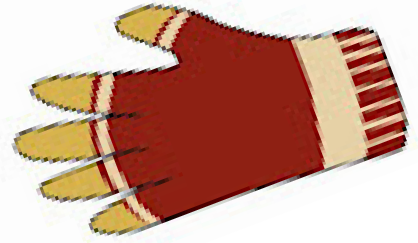











DÓNDE ESTÁ LA  
PAREJA











MI BIBLIOTECA  
INVERNAL

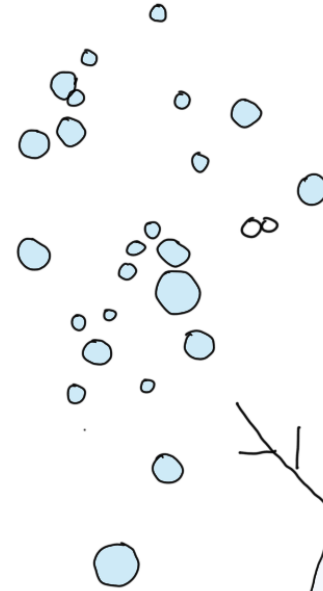
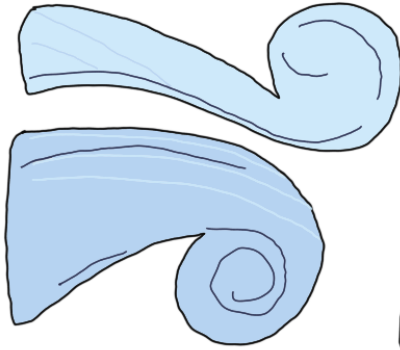
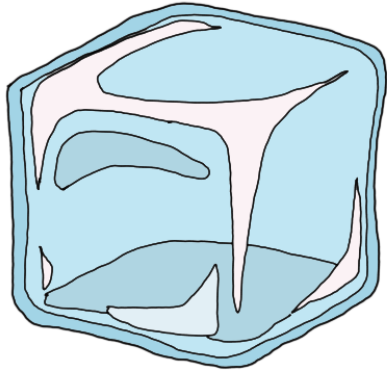









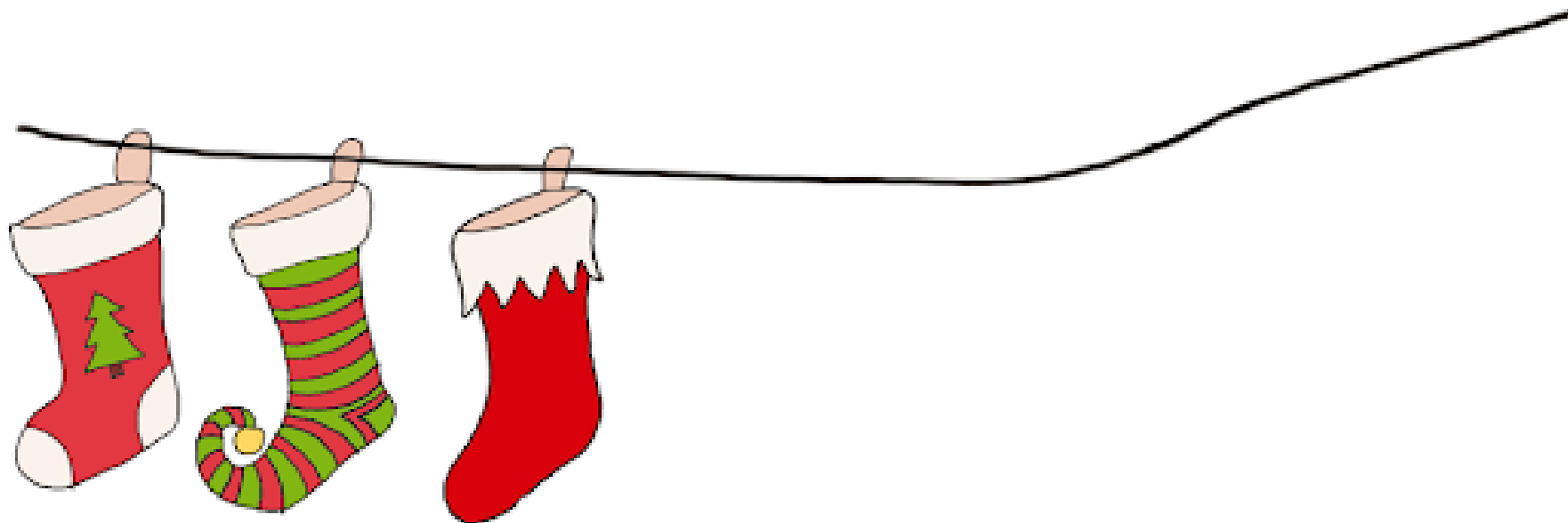
CALIENTE O FRÍO






A festive background with a yellow-gold gradient. At the top, a string of colorful pom-poms (red, yellow, blue, white) hangs across the frame. The background is scattered with small, multi-colored stars (red, yellow, blue, white).

CONTINÚA LA SERIE



PEGA AQUI UN  
SOBRE PARA  
GUARDAR LOS  
RECORTABLES





PEGA AQUI UN  
SOBRE PARA  
GUARDAR LOS  
RECORTABLES



PEGA AQUI UN  
SOBRE PARA  
GUARDAR LOS  
RECORTABLES



PEGA AQUI UN  
SOBRE PARA  
GUARDAR LOS  
RECORTABLES







# ADIVINANZAS

**Niños y niñas lo  
usan cuando el  
frio aprieta.  
Y a todos les  
gustan porque  
abriga las orejas**



**Te protegen la  
garganta, si en el  
cuello la enrollas.  
Más cortas o más  
largas, con un  
nudo las atas.**

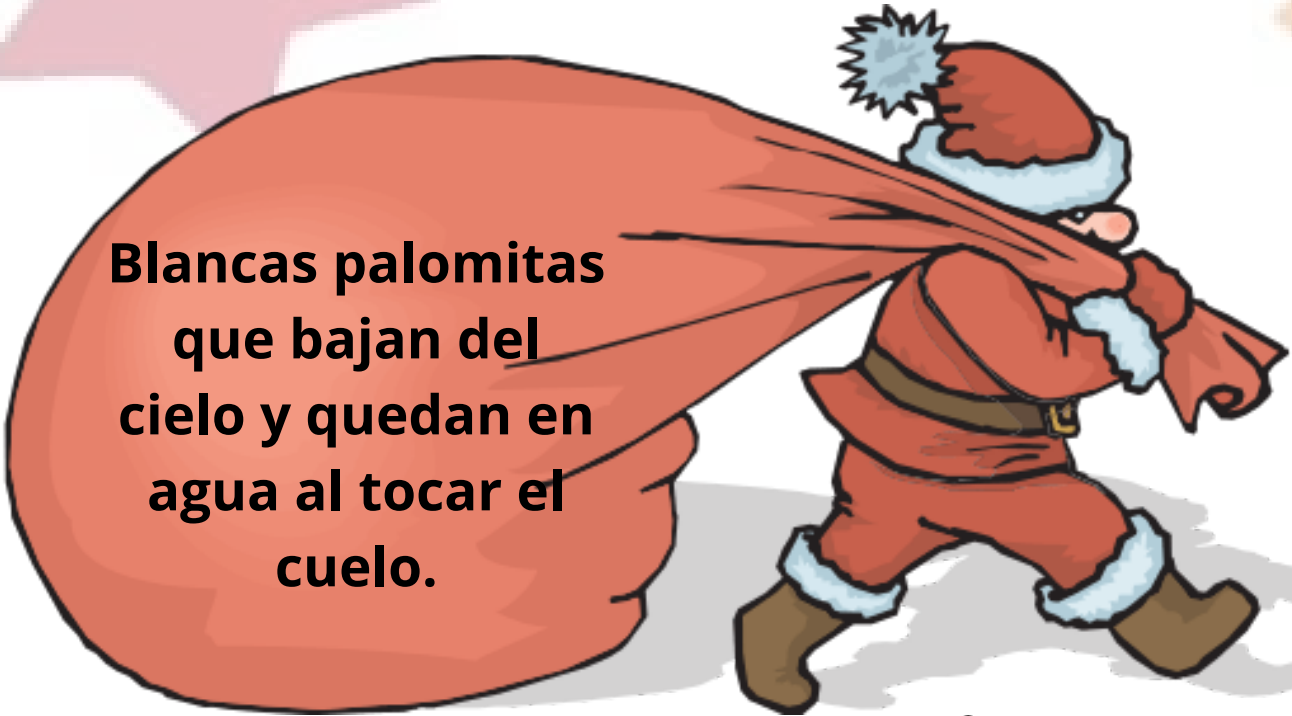


**Tengo 5  
habitaciones y en  
cada una un  
inquilino, y en  
invierno cuando  
hace frio están  
todos calentitos.**




**No tiene pies y  
corre, no tiene  
boca y sopla y  
cuando esta  
enfadado tira  
todo lo que  
toca.**

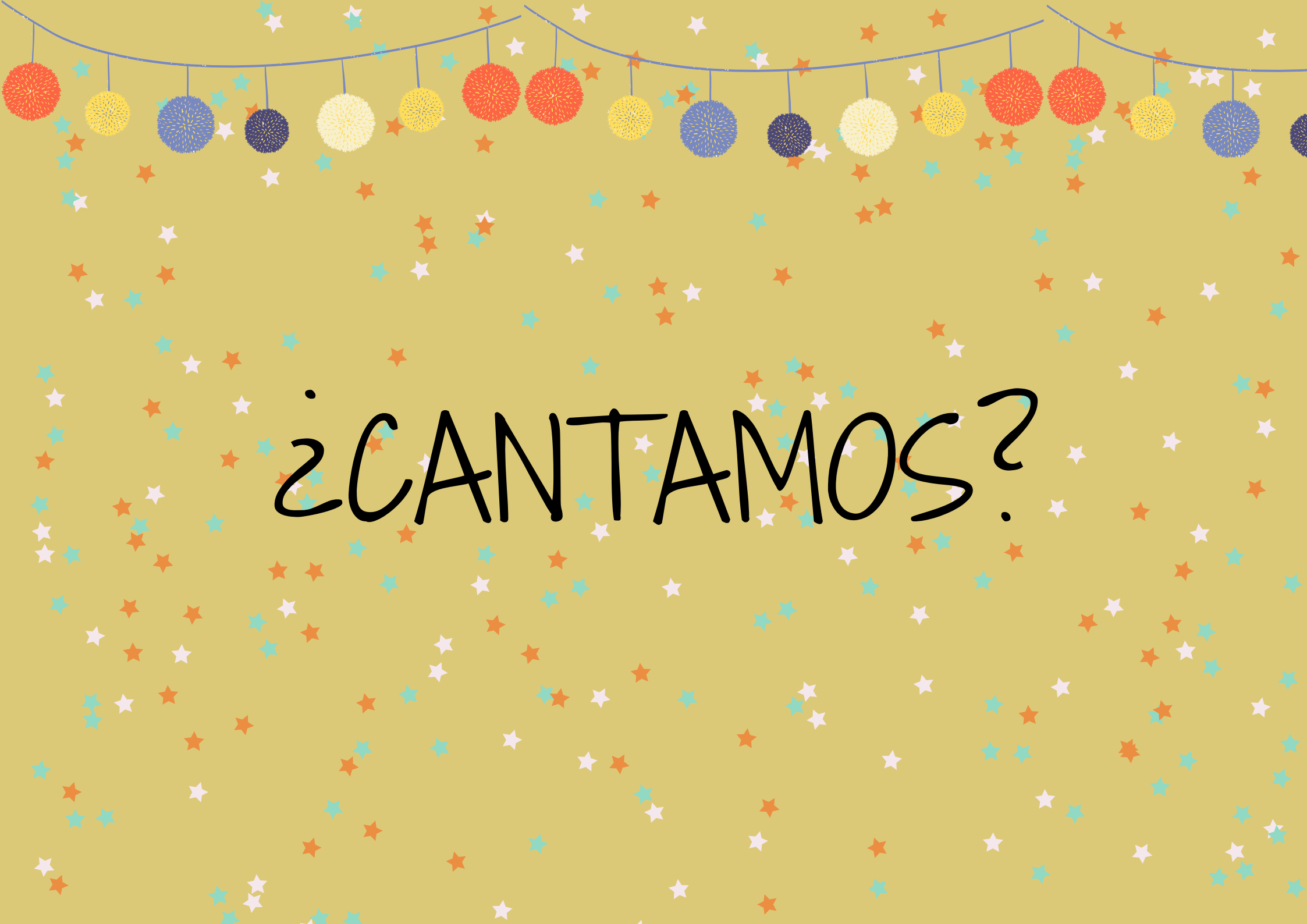


A cartoon illustration of Santa Claus in his traditional red suit with white fur trim and a red hat with a white pom-pom. He is walking to the right, carrying a large, full red sack over his shoulder. The background is white with several large, faint, colorful stars in shades of pink, orange, and green.

**Blancas palomitas  
que bajan del  
cielo y quedan en  
agua al tocar el  
cuelo.**

A cartoon illustration of Santa Claus in his traditional red suit with white fur trim and a red hat with a white pom-pom. He is walking to the right, carrying a large, full red sack over his shoulder. The background is white with several large, faint, colorful stars in shades of pink, orange, and green.

**Hoy cuando me  
levanté, em puse  
uno en cada pie.  
Como no son  
zapatos, dime tú  
qué pueden ser.**



¿CANTAMOS?



**Campana sobre campana**



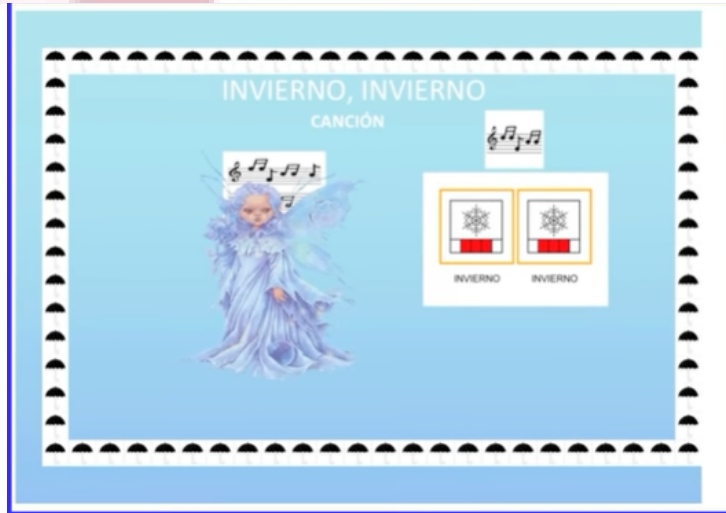
**Los peces en el rio**



**Mi burrito sabanero**



**Hacia Belén va una burra**



**Invierno, invierno**



# WINTER SONG

**Winter song**



**Fun in the snow**




**Reindeer Pokey**




QUÉ SE ESCONDE  
DENTRO DEL REGALO















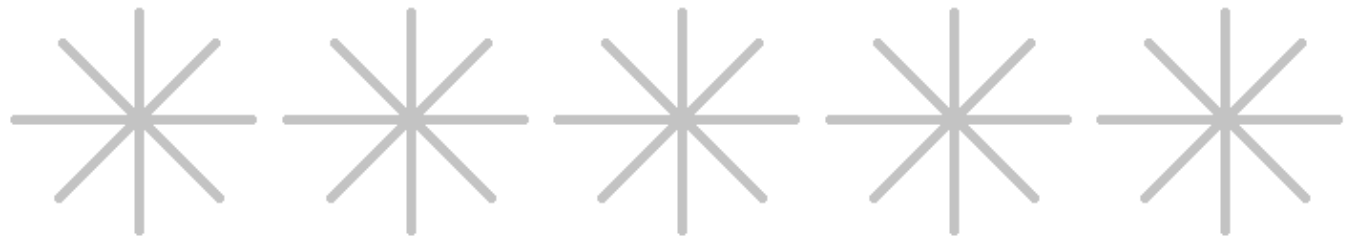







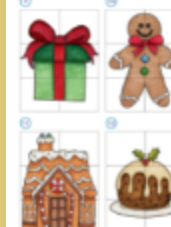


TRAZOS





# PUZZLES




**Puzzles matemáticos  
navideños para Infantil y  
primaria9**

[orientacionandujar.es](http://orientacionandujar.es)


1

Navidad



2

Navidad



3

# Navidad



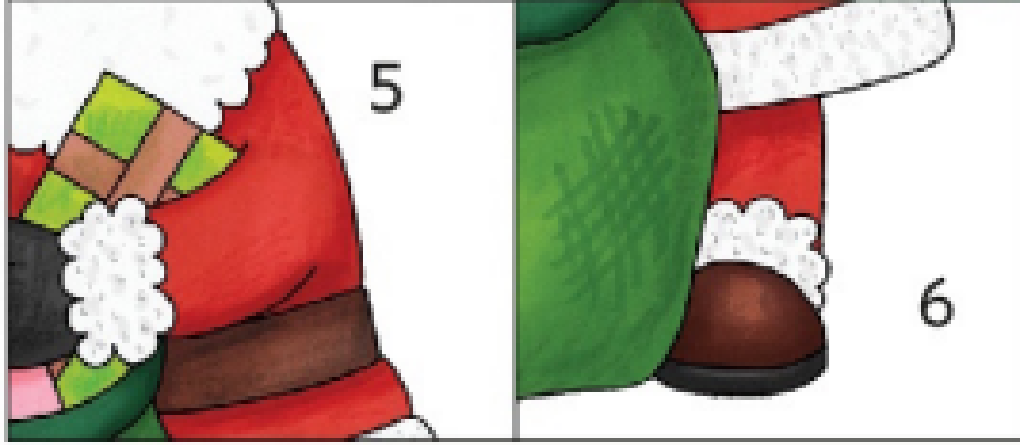

4

# Navidad





5

Navidad 




6

Navidad 



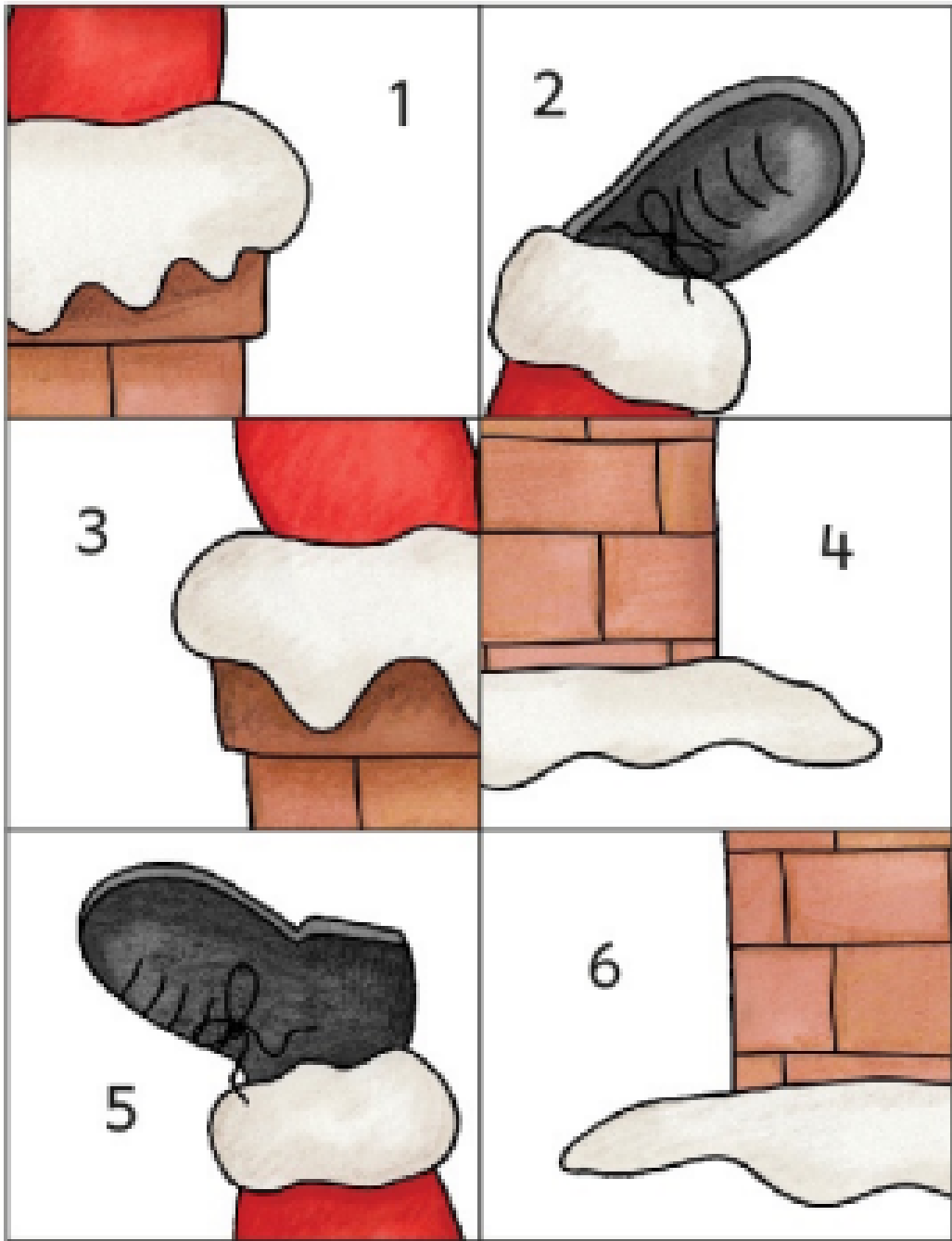
7

# Navidad




8

# Navidad



9

# Navidad



10

# Navidad




11



# Navidad



12


# Navidad




































# CUADROS DE DOBLE ENTRADA












			
			
			
			




A cartoon Santa Claus with a red suit and white beard stands next to a gingerbread house decorated with icing.	A cartoon Santa Claus with a red suit and white beard stands next to a brown reindeer with a yellow collar.	A cartoon Santa Claus with a red suit and white beard stands next to a red sleigh with gold trim.	A simple blue Christmas ornament with a silver cap and a small loop at the top.
A cartoon elf with green and red clothing and a pointed hat stands next to a gingerbread house decorated with icing.	A cartoon elf with green and red clothing and a pointed hat stands next to a brown reindeer with a yellow collar.	A cartoon elf with green and red clothing and a pointed hat stands next to a red sleigh with gold trim.	A simple purple Christmas ornament with a silver cap and a small loop at the top.
A cartoon Mrs. Claus in a red dress with a white apron and a white headscarf stands next to a gingerbread house decorated with icing.	A cartoon Mrs. Claus in a red dress with a white apron and a white headscarf stands next to a brown reindeer with a yellow collar.	A cartoon Mrs. Claus in a red dress with a white apron and a white headscarf stands next to a red sleigh with gold trim.	A simple green Christmas ornament with a silver cap and a small loop at the top.
A purple gift box with a red ribbon and a bow on top.	A green gift box with a red ribbon and a bow on top.	A blue gift box with a red ribbon and a bow on top.	A pair of blue mittens with white cuffs.




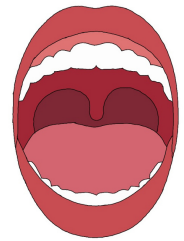


			
			
			
			

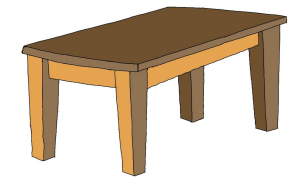


A festive background with a yellow-green gradient. At the top, a string of colorful pom-pom ornaments (red, yellow, blue, white) hangs across the frame. The background is filled with scattered stars in white, orange, and teal. The word 'LABERINTOS' is written in a large, black, hand-drawn font in the center.

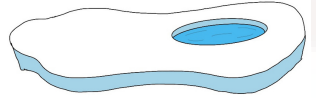


# LABERINTOS














A festive background with a yellow and orange gradient. At the top, a string of colorful pom-poms (red, yellow, blue, white) hangs across the frame. The background is scattered with small, colorful stars in white, orange, and teal. The text 'SOPA DE LETRAS' is written in a large, black, hand-drawn font in the center.

# SOPA DE LETRAS

H	R	Z	S	N	K	C	U	X	B	M	I	W	W
N	O	N	I	E	V	E	F	R	E	N	O	S	Q
G	V	W	G	J	Y	R	T	C	O	P	O	R	S
N	G	M	O	N	T	A	Ñ	A	S	H	B	E	T
I	T	U	N	Q	Q	T	B	X	O	I	B	X	L
T	R	I	N	E	O	Q	V	I	E	N	T	O	V
E	X	A	N	G	T	P	H	Z	B	S	G	R	G
E	O	D	Y	S	L	C	A	S	T	A	Ñ	A	S
A	U	Z	U	Z	G	Z	U	J	C	Q	V	B	Y
P	U	I	N	V	I	E	R	N	O	Q	T	I	F
Y	P	H	R	L	U	D	G	T	X	F	R	I	O
H	A	F	P	E	O	O	L	U	C	E	S	W	E
Y	J	T	E	K	I	P	A	M	J	A	B	B	X
L	A	D	Y	K	K	V	M	T	K	A	Q	B	K

**NIEVE**

**FRÍO**

**INVIERNO**

**COPO**

**MONTAÑA**

**VIENTO**

**RENOS**

**TRINEO**

**LUCES**

**CASTAÑAS**

D W P A N T A L O N E S A D  
B O T A S A E Z A G O R R O  
N D B U F A N D A R L M J Z  
B A B F D V Q T F D D P L D  
Z H V E T J E R S E Y M E R  
F W R X O W W C G I Q B G M  
J J Z G U A N T E S E K Q F  
K Q L R O R E J E R A S D Y  
T O T C G J M E D I A S Z S  
A B R I G O M L U T Q R D S  
R R E I A U B R O D M M Z V  
G B C A L C E T I N E S G L  
B Z A Q M W G D X R Y Q F T  
E C U O J T B Z P A N V I L

**BOTAS**

**CALCETINES**

**JERSEY**

**PANTALONES**

**ABRIGO**

**OREJERAS**

**BUFANDA**

**GORRO**

**GUANTES**

**MEDIAS**

A	F	A	R	B	O	L	Q	A	K	J	N	B	S
S	L	K	S	S	N	C	L	T	J	W	R	U	X
G	O	E	S	Y	Q	X	B	X	G	J	K	J	D
Z	L	Z	C	A	M	P	A	N	A	D	A	S	B
X	K	T	E	C	R	Z	U	C	P	N	S	C	G
F	I	E	S	T	A	U	V	A	S	X	Z	E	R
Q	E	R	U	N	F	X	Y	B	O	E	K	B	M
W	X	B	E	S	X	C	E	N	A	A	Z	W	U
A	D	V	I	L	L	A	N	C	I	C	O	S	X
L	A	D	O	R	N	O	S	I	W	D	Q	D	A
Z	Q	T	X	S	I	E	R	E	G	A	L	O	S
P	K	J	E	J	O	F	T	U	R	R	Ó	N	S
X	H	B	K	E	N	F	A	M	I	L	I	A	A
U	I	F	I	E	W	F	G	U	I	X	F	F	L

**ARBOL**

**REGALO**

**FAMILIA**

**VILLANCICO**

**LUCES**

**UVAS**

**ADORNOS**


**REYES MAGOS**


**CENA**

**TURRÓN**




3 EN RAYA















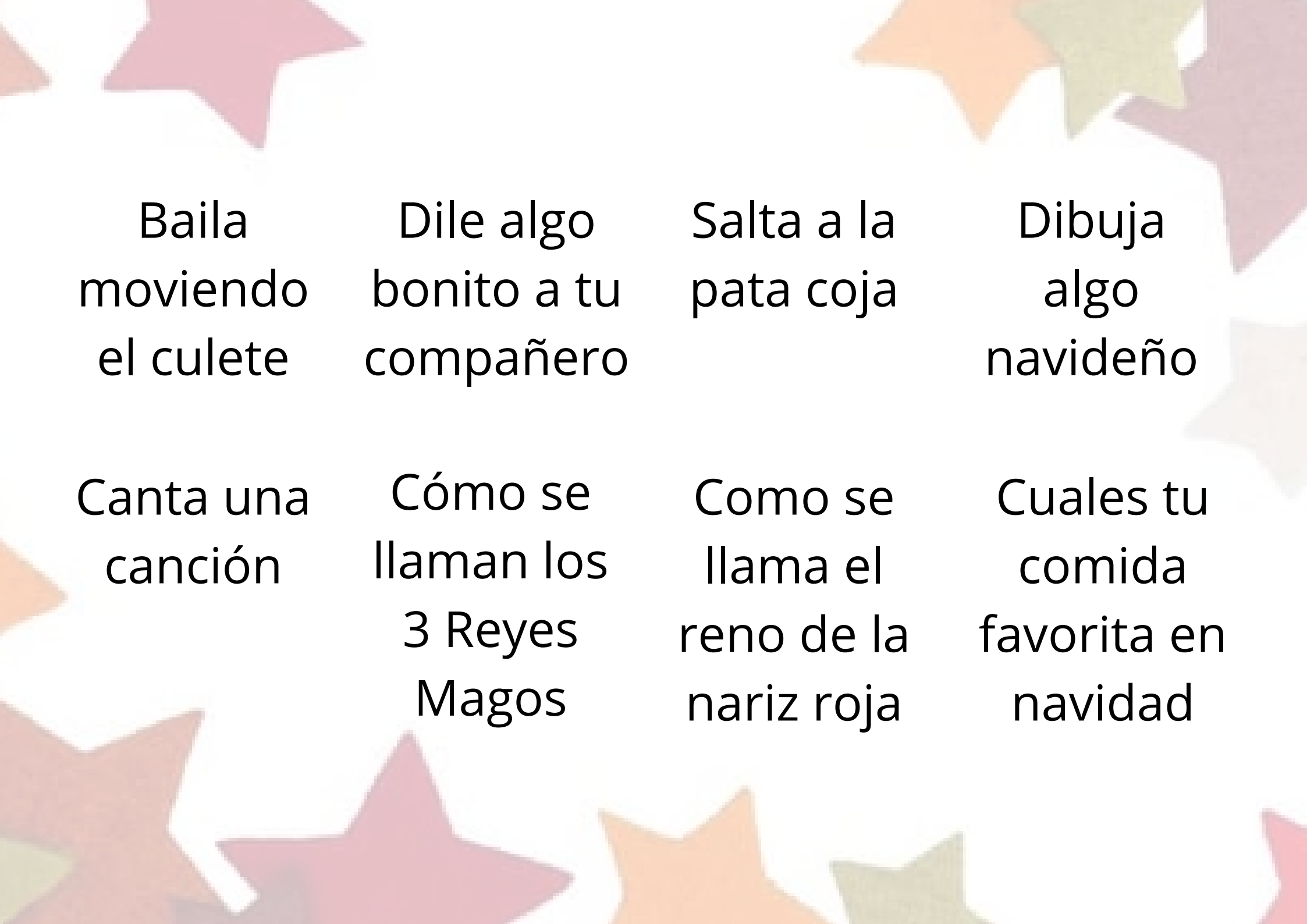






A festive advent calendar background. At the top, a string of colorful pom-poms (red, yellow, blue, white) hangs against a gold background. The rest of the page is filled with scattered stars in white, orange, and teal. The text 'CALENDARIO DE ADVIENTO' is written in a large, black, hand-drawn font in the center.

CALENDARIO DE  
ADVIENTO



Baila  
moviendo  
el culete

Dile algo  
bonito a tu  
compañero

Salta a la  
pata coja

Dibuja  
algo  
navideño

Canta una  
canción

Cómo se  
llaman los  
3 Reyes  
Magos

Como se  
llama el  
reno de la  
nariz roja

Cuales tu  
comida  
favorita en  
navidad



4

11

18

7

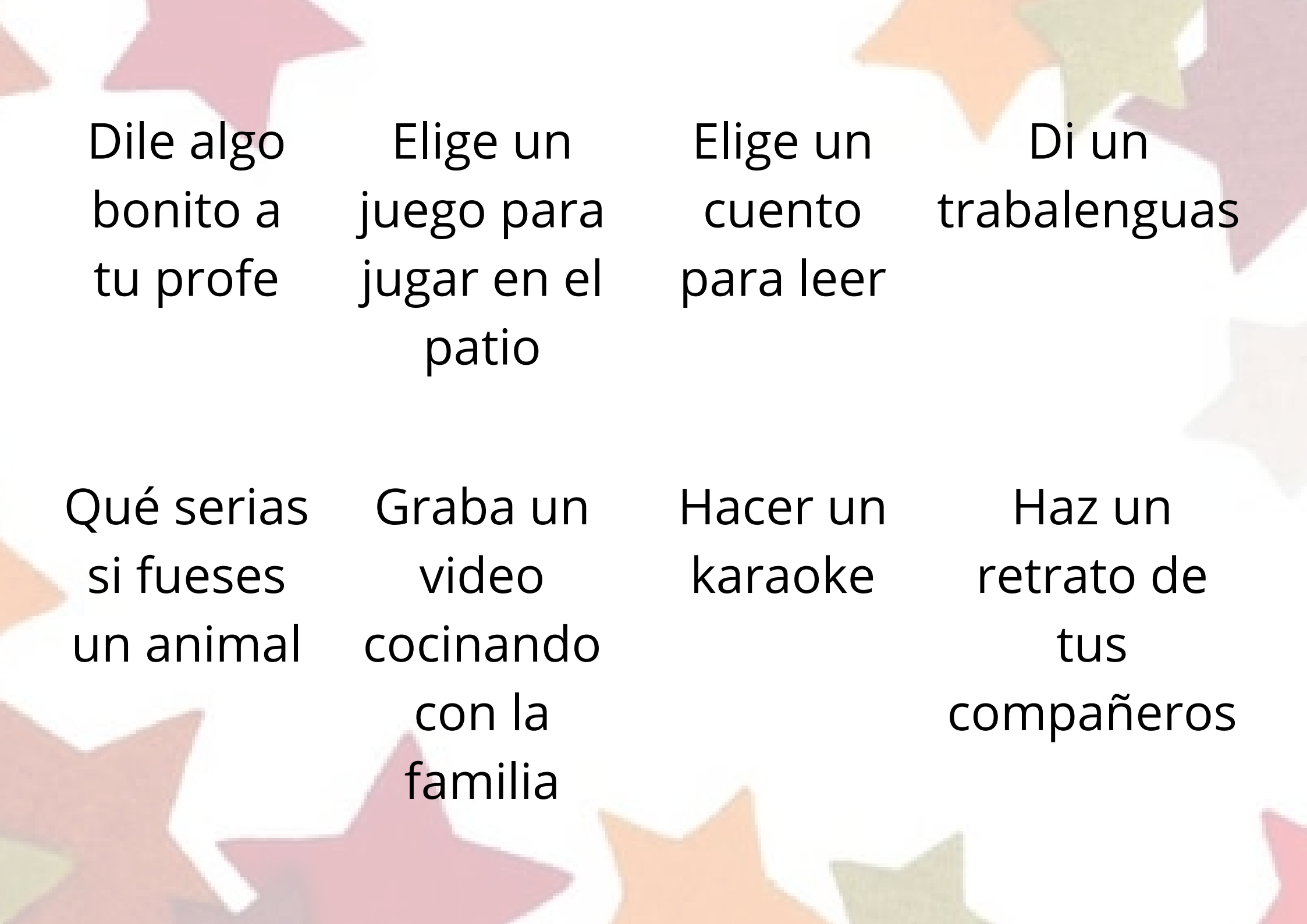
23

1

15

3





Dile algo  
bonito a  
tu profe

Elige un  
juego para  
jugar en el  
patio

Elige un  
cuento  
para leer

Di un  
trabalenguas

Qué serías  
si fueses  
un animal

Graba un  
video  
cocinando  
con la  
familia

Hacer un  
karaoke

Haz un  
retrato de  
tus  
compañeros

8

10

13

12

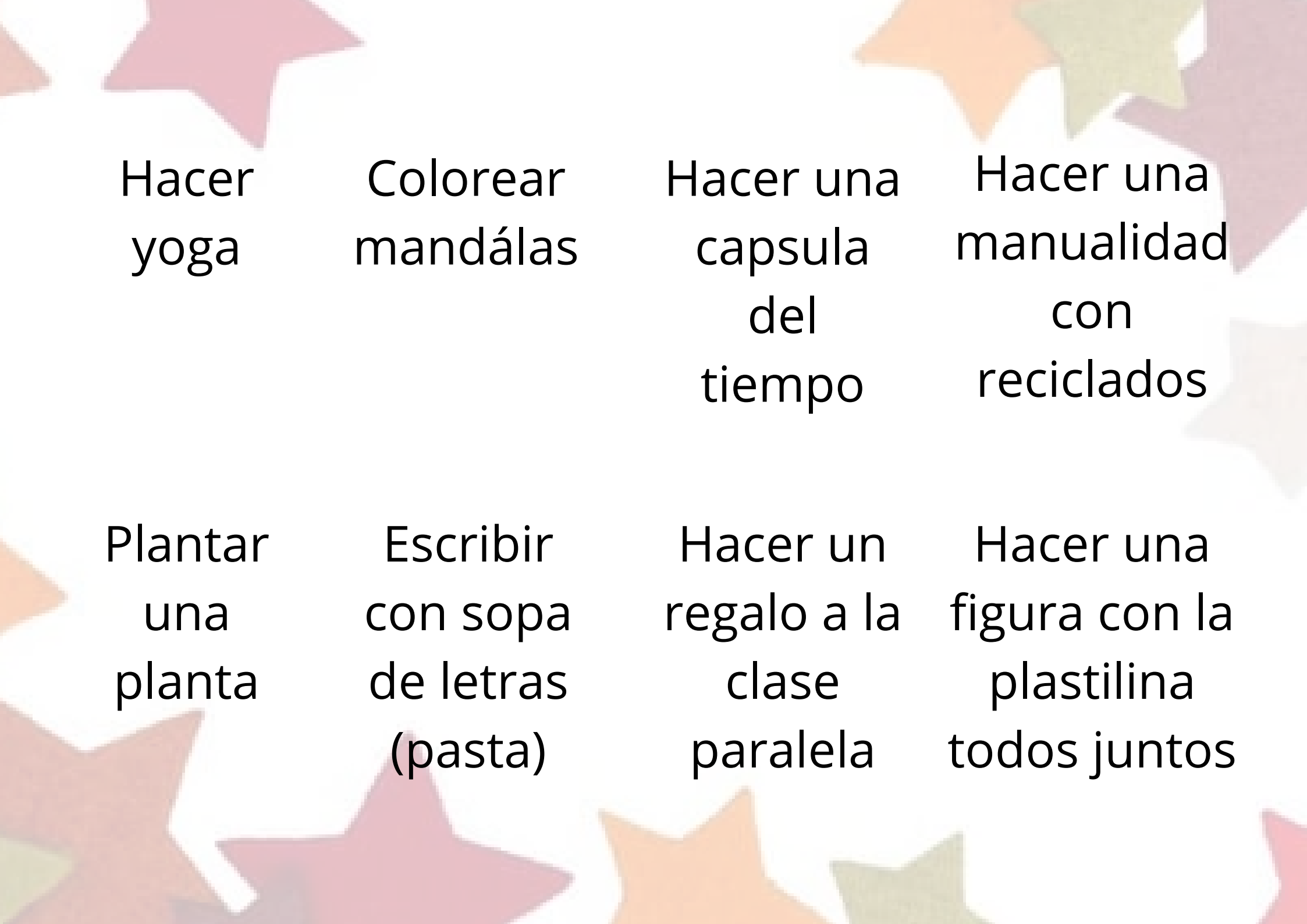
2

24

21

17





Hacer  
yoga

Colorear  
mandálas

Hacer una  
capsula  
del  
tiempo

Hacer una  
manualidad  
con  
reciclados

Plantar  
una  
planta

Escribir  
con sopa  
de letras  
(pasta)

Hacer un  
regalo a la  
clase  
paralela

Hacer una  
figura con la  
plastilina  
todos juntos



19

5

20

14

16

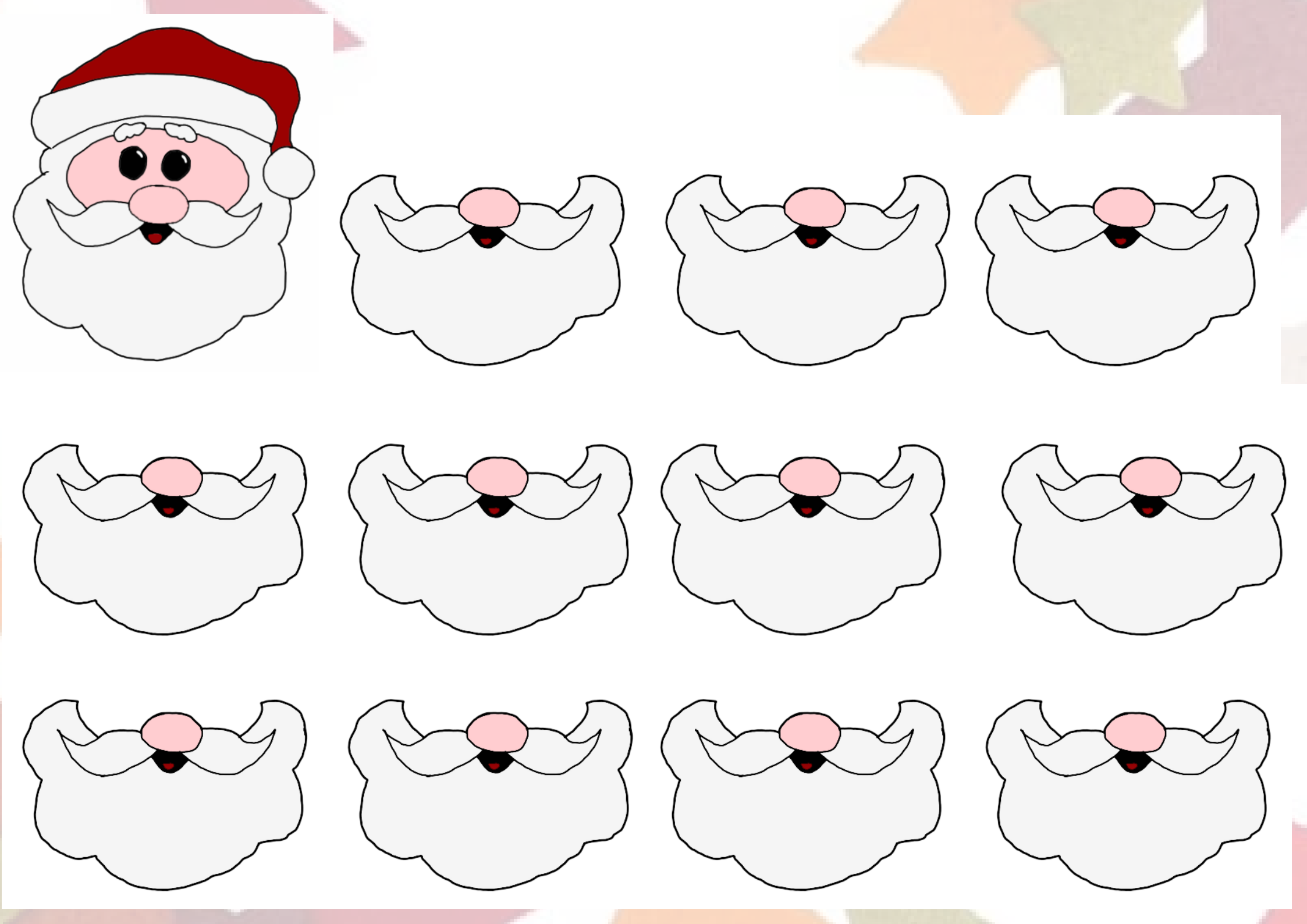
6

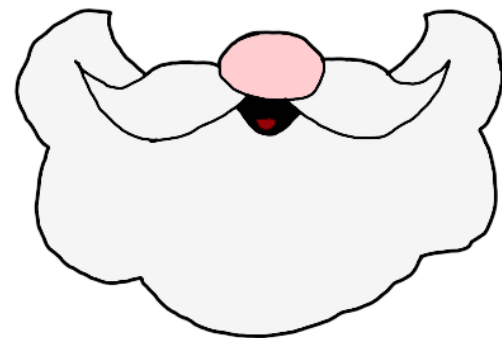
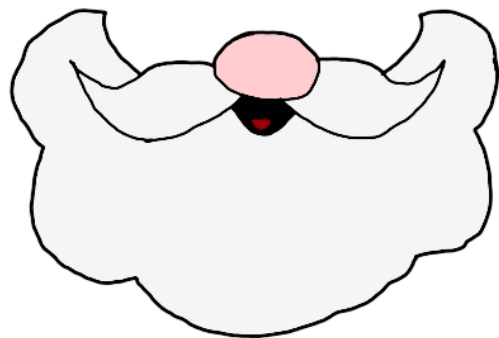
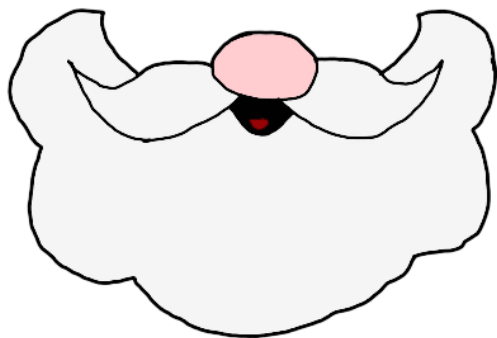
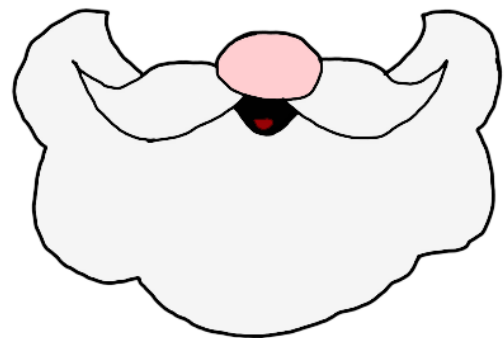
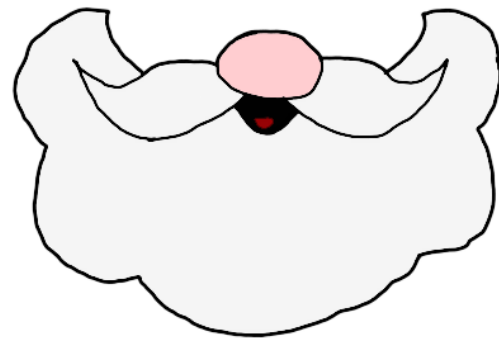
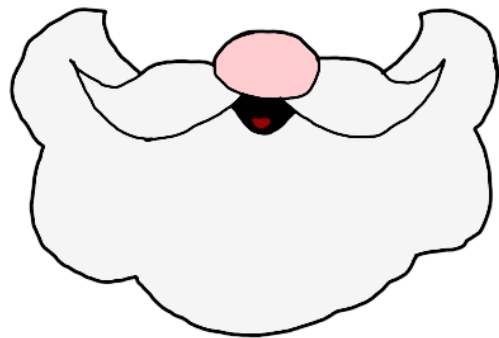
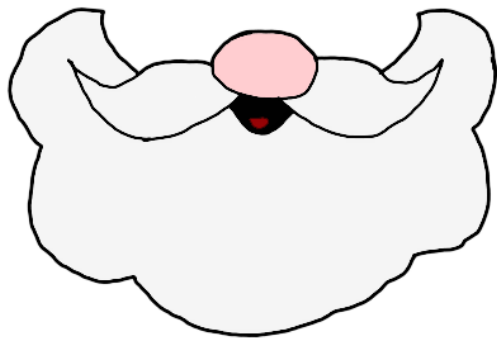
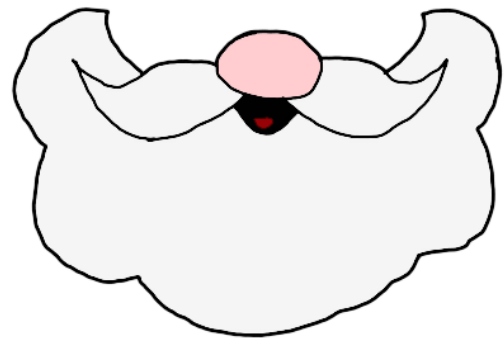
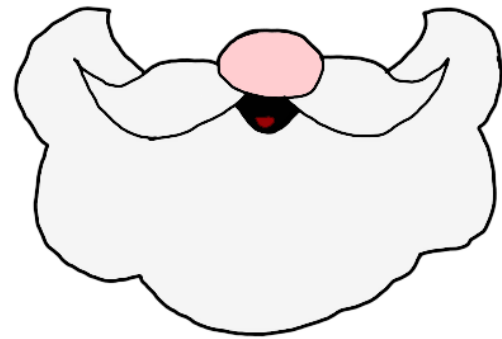
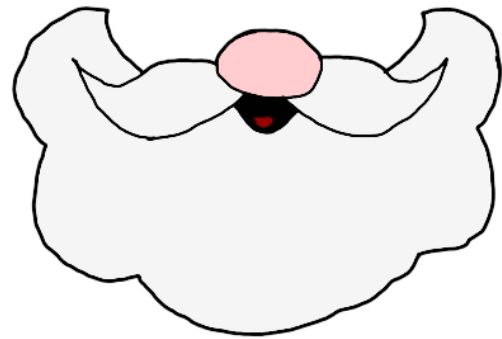
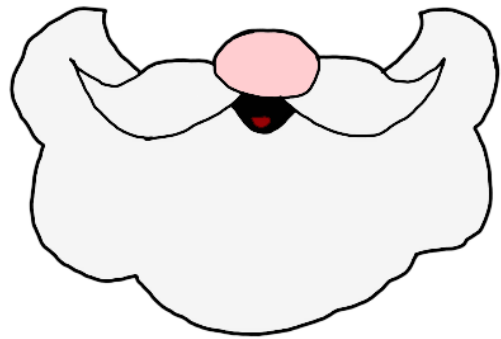
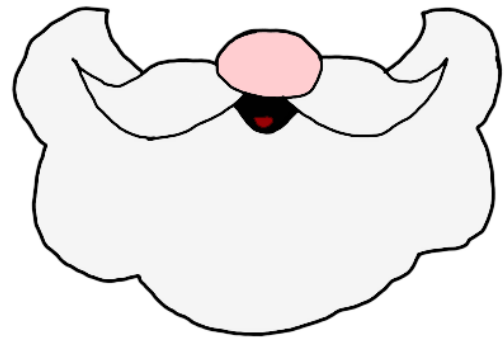
22

9



LAS BARBAS DE  
PAPÁ NOEL







1

2

3

4

5

6

7

8

9

10

11

12

13

14

15

16

17

18

19

20

21

22

23

24

25

26

27

28

29

30

31

32

33

34

35

36

37

38

39

40

41

42

43

44

45

46

47

48



49

50

51

52

53

54

55

56

57

58

59

60

61

62

63

64

65

66

67

68

69

70

71

72

73

74

75

76

77

78

79

80

81

82

83

84

85

86

87

88

89

90

91

92

93

94

95

96















































97

98

99

100





MONTA EL BELÉN





A festive background featuring a string of colorful pom-poms (red, yellow, blue, white) hanging from the top. The background is filled with scattered stars in orange, teal, and white. The text "BASTONES DE CAMELO" is written in a large, black, hand-drawn font in the center.

BASTONES DE  
CAMELO



PEGA AQUI UN  
SOBRE PARA  
GUARDAR LOS  
MATERIALES

Materiales: limpiapipas, abalorios de color rojo y blanco





# MANUALIDADES NAVIDEÑAS

# Let's build a Snowman 🎵





Materiales: cartón azul, cartón marrón, cartón negro, pintura blanca, rodillo o pincel

# El roscón de Reyes Magos



Materiales: recortables (siguiente página), algodón, pegatina sorpresa, pegamento, pinturas, gomets de colores (redondo y ovalado)




# La bola decorativa





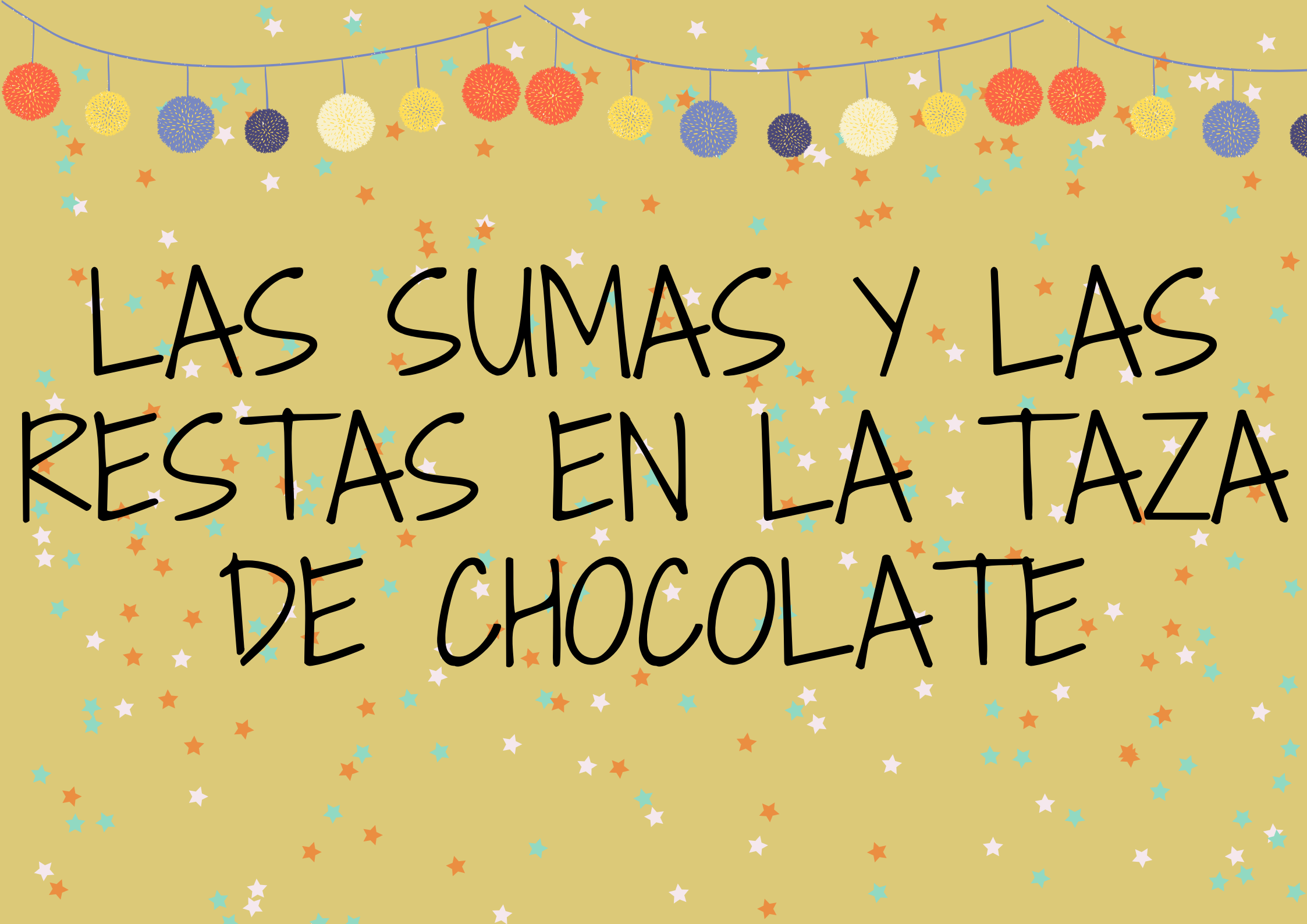
Materiales: vaso de plástico, nieve artificial, cartón (base), relleno de la bola (dibujo personal, recortables, figuras)



EN LA ANTARTIDA



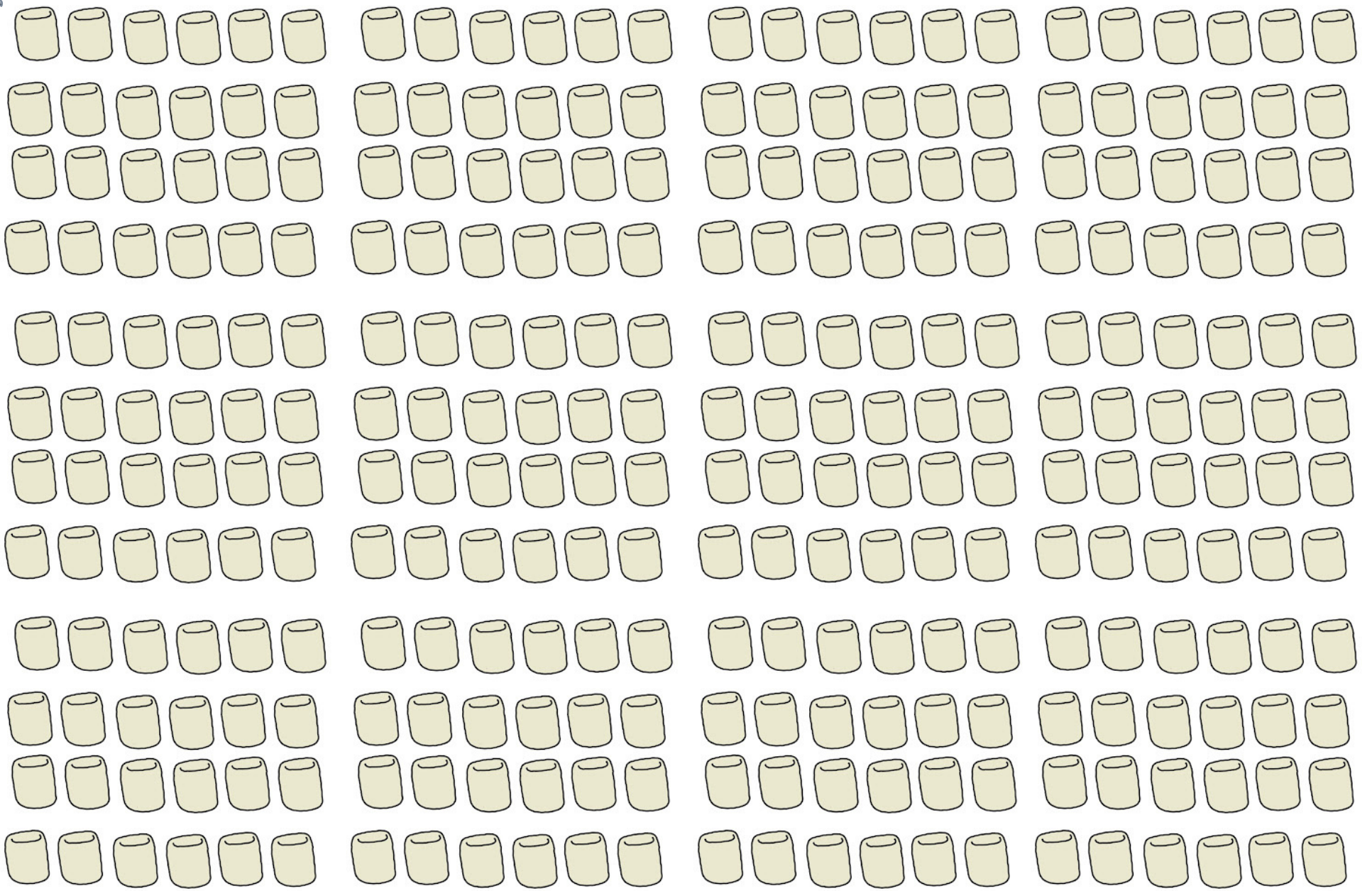




LAS SUMAS Y LAS  
RESTAS EN LA TAZA  
DE CHOCOLATE


Imprime esta página las veces que haga falta



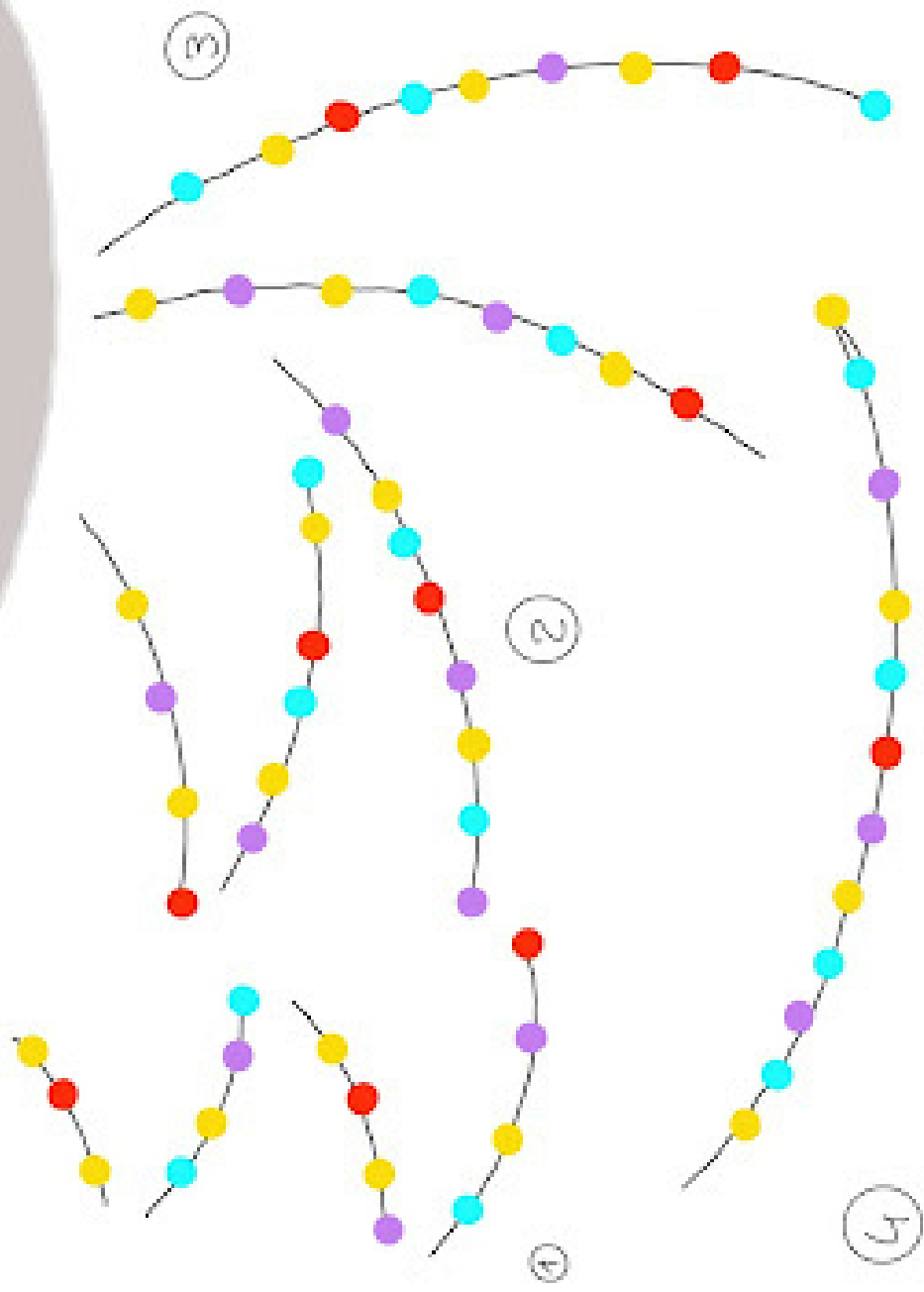






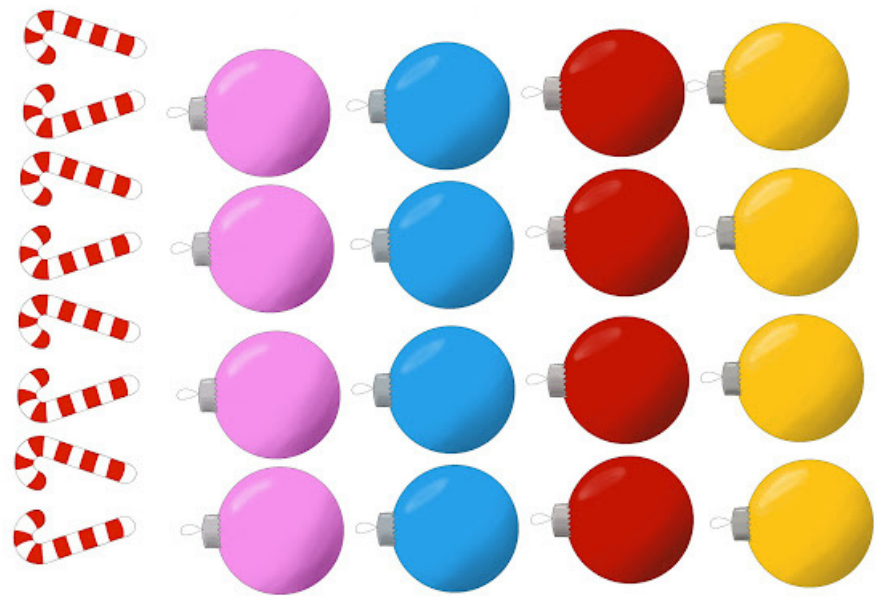

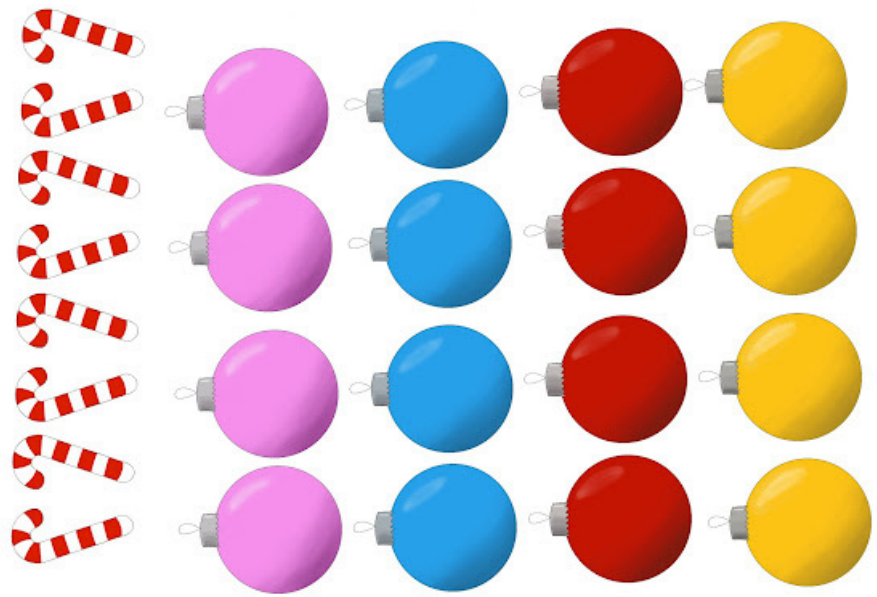

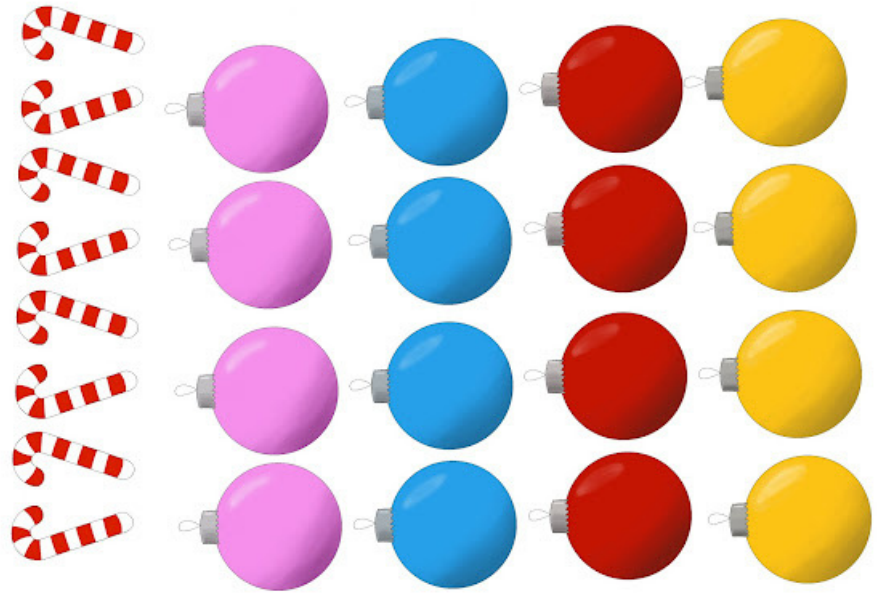




EL ARBOL DE  
NAVIDAD








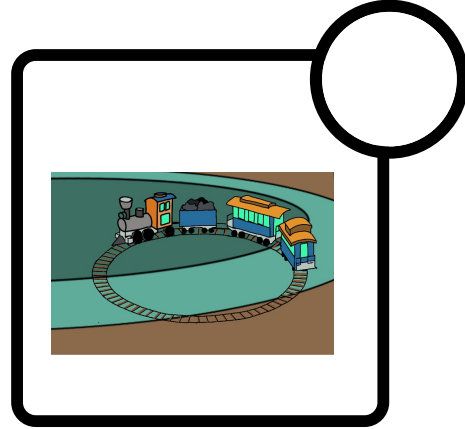
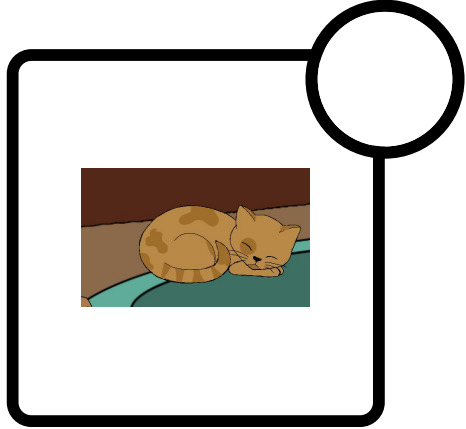


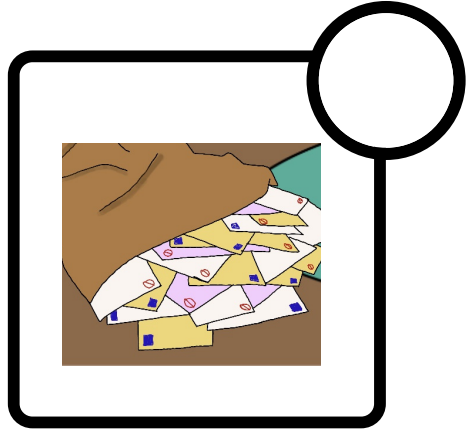


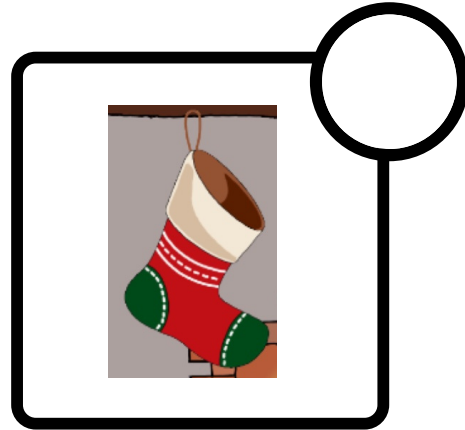




The background is a vibrant yellow-green color, densely populated with small, scattered stars in white, orange, and light blue. At the top of the image, a blue string of colorful pom-poms hangs across the width. The pom-poms are in shades of red, yellow, blue, and white, each with a textured, fuzzy appearance. The overall aesthetic is bright and celebratory.

# EL POLO NORTE










LOS REYES MAGOS



1

2

3

4

5

6

7



13

12

11

10

9

8



14



15

16

17

18

19

20





**1**

**¿CÓMO SE  
LLAMA EL REY  
DE LA BARBA  
BLANCA?**

**2**

**¿CÓMO SE  
LLAMA EL REY  
DE LA BARBA  
NEGRA?**

**3**

**¿CÓMO SE  
LLAMA EL  
REY DE LA  
BARBA  
NARANJA?**

**4**

**¿CUÁNTOS  
CAMELLOS  
LLEVAN LOS  
REYES?**

**5**

**¿QUÉ REGALOS  
LLEVAN AL  
NIÑO?**

**6**

**¿A QUÉ  
CIUDAD SE  
DIRIGEN  
LOS REYES?**

**7**

**¿QUIÉN  
GUIA A LOS  
REYES POR  
EL CAMINO?**

**8**

**¿QUÉ  
ANIMALES  
ACOMPañAN  
AL NIÑO  
JESÚS?**

**9**

**¿EN QUÉ FECHA  
ES EL DÍA DE  
LOS REYES  
MAGOS?**

**10**

**¿SI NO TE  
PORTAS BIEN  
QUÉ TE  
TRAEN?**

**11**

**¿QUÉ POSTRE  
COMEMOS EL  
DIA 6 DE  
ENERO?**

**12**

**¿COMÓ SE  
LLAMAN LOS  
AYUDANTES DE  
LOS REYES?**

**13**

**¿DE DÓNDE  
VIENEN LOS  
REYES?**

**14**

**¿CUÁNTOS  
REYES  
MAGOS SON?**

**15**

**¿CÓMO SE  
PIDEN LOS  
REGALOS A  
LOS REYES?**

**16**

**¿POR DÓNDE  
ENTRAN LOS  
REYES PARA  
DEJAR LOS  
REGALOS?**

**17**

**¿QUÉ COMIDA  
DEJAMOS A LOS  
REYES PARA  
REPONER  
FUERZAS?**

**18**

**¿QUÉ DÍA SE  
CELEBRA LA  
CABALGATA DE  
LOS REYES  
MAGOS?**

**19**






**¿QUÉ COMIDA  
DEJAMOS A LOS  
CAMELLOS PRA  
REPONER  
FUERZAS?**






**20**






**¿QUÉ HACEN  
LOS REYES EL  
RESTO DEL  
AÑO?**






The background is a vibrant yellow-green color, densely decorated with small, multi-colored stars in shades of orange, teal, and white. At the top of the image, a blue string of colorful pom-poms hangs across the width. The pom-poms are in various colors including red, yellow, blue, and white, and are interspersed with small white stars. The overall aesthetic is bright and celebratory.





# LOS ELFOS AYUDANTES











# ALGUNAS SUGERENCIAS:

- **QUÉ SE ESCONDE DENTRO DEL REGALO:** esta actividad consiste en que peguemos la hoja de los regalos empaquetados encima de los juguetes, recortando el regalo de tal manera para que se pueda subir la solapa (pero que no se despegue del todo) y descubrir que hay debajo y después marcarlo con un tic en la lista de la derecha.
- **LOS ELFOS AYUDANTES:** debemos poner la flecha según el lado donde vaya a poner el elfo el regalo.
- **CALENDARIO DE ADVIENTO:** pega el folio con los números encima del que salen los retos escritos, recorta el cuadrado azul por 3 lados (arriba, derecha, abajo) para que se abra como una ventana y se pueda descubrir el reto del día.
- **LAS BARBAS DE PAPÁ NOEL:** recorta los números en las paginas después de las barbas y de esa manera podemos trabajar el numero anterior y posterior, las sumas y las restas, podemos contar, etc.
- **BASTONES DE CAMELO:** llena un sobre de limpiapipas y añade una caja con abalorios, los niños enhebrarán los abalorios en el limpiapipas y de esa manera crearan un bastón haciendo series.
- **EN LA ANTARTIDA:** hay que colocar el animal en el lugar donde vive o pasa el tiempo, ya sea en el agua, en el hielo o en el iglú.
  - **LAS TAZAS DE CHOCOLATE:** escribe en las tazas las sumas o las restas que desees y los niños al realizarlas deberán poner tantas nubes como el numero que indica la respuesta.
  - **EL POLO NORTE:** encuentra las imágenes perdidas en casa de Papá Noel.
- **LOS REYES MAGOS:** busca un dado y juega al juego de mesa de los reyes magos, para poder seguir avanzando en las casillas siempre debes contestar a la pregunta de la tarjeta que corresponda con el numero de la casilla, si no la contestas pierdes turno hasta conseguirlo.